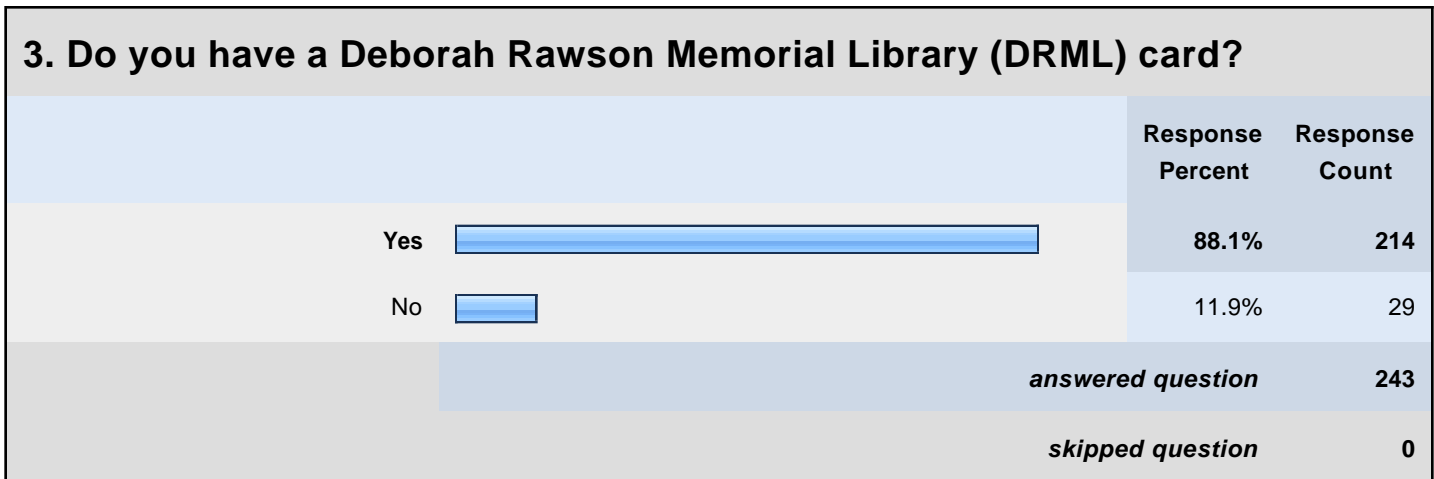
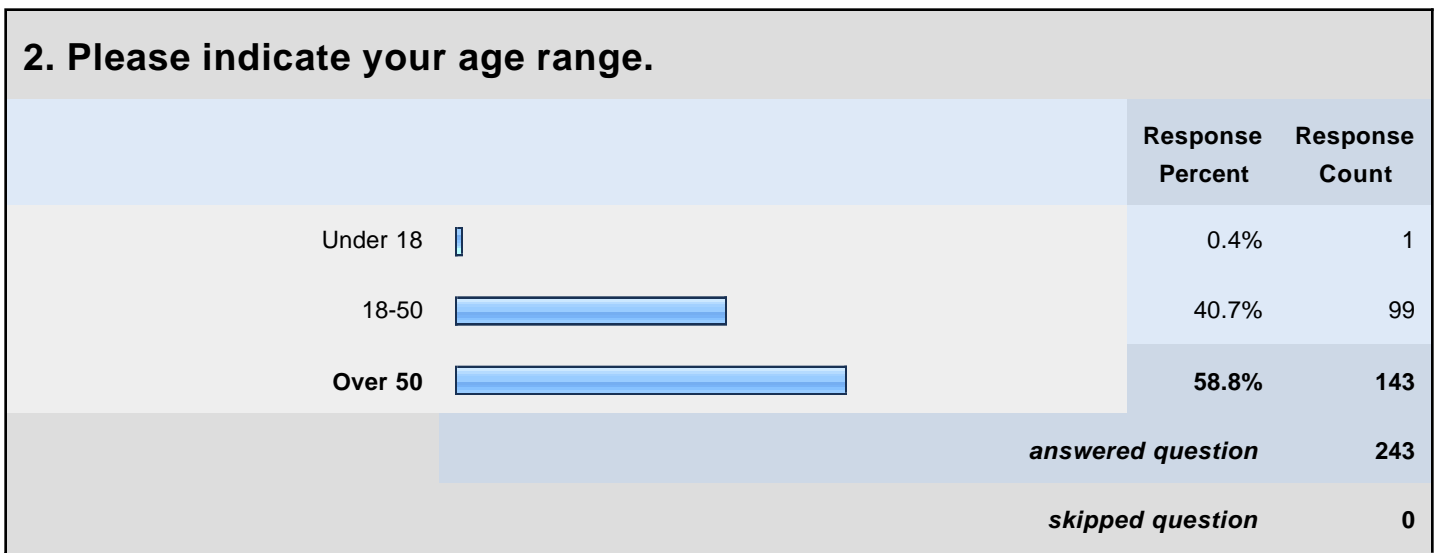
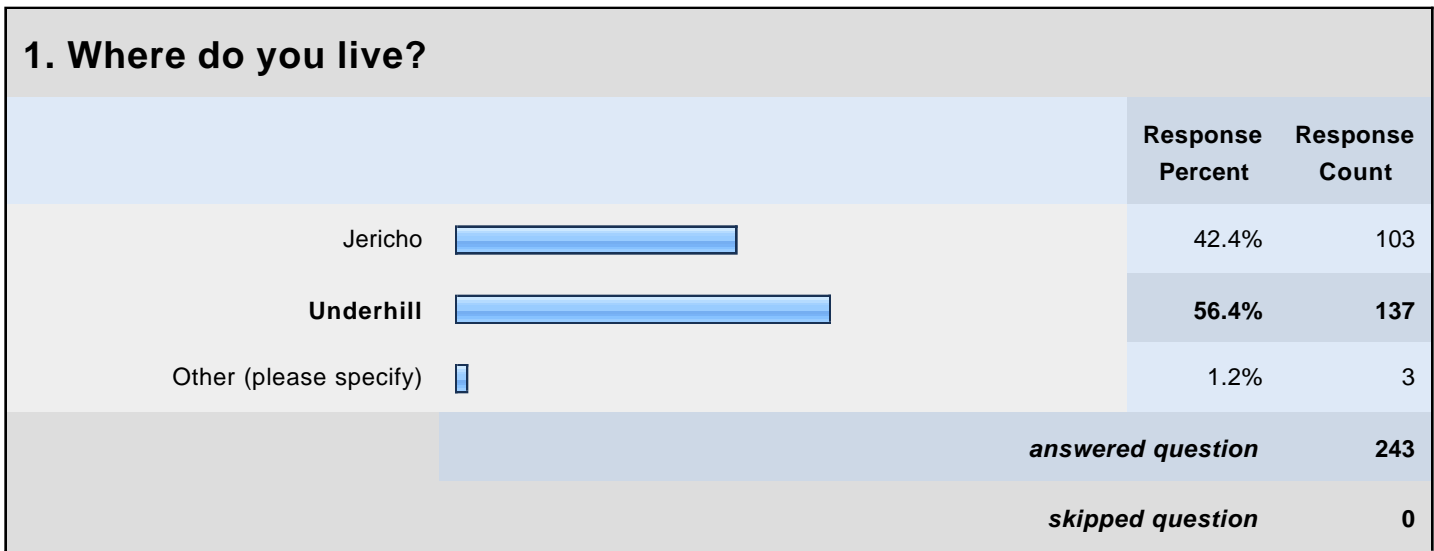


Deborah Rawson Memorial Library Community Survey



4. How often do you usually come to the DRML?

	Response Percent	Response Count
Weekly	33.0%	77
Monthly	40.8%	95
A few times per year	21.5%	50
Never	4.7%	11
If you checked never, why don't you come to the DRML?		12
answered question		233
skipped question		10



5. Choose the statements that are true for you (choose all that apply). I would use the DRML more often if....

	Response Percent	Response Count
the Library were open more evening hours	33.3%	57
the Library were open more weekend hours	41.5%	71
there were more parking	7.0%	12
I would not come more often	40.4%	69
Other (please specify)		62
answered question		171
skipped question		72





6. Please rank your experience with DRML according to the following criteria: 1=poor; 2=unsatisfactory; 3=satisfactory; 4=excellent; 5=outstanding; n/a=don't use

	1	2	3	4	5	N/A	Response Count
Library's collection	0.4% (1)	6.4% (15)	38.6% (90)	34.3% (80)	9.9% (23)	10.3% (24)	233
Availability of Library materials	0.0% (0)	1.7% (4)	30.5% (71)	39.5% (92)	15.0% (35)	13.3% (31)	233
Library staff	0.4% (1)	1.3% (3)	2.6% (6)	24.0% (56)	65.2% (152)	6.4% (15)	233
Online catalog	0.0% (0)	0.0% (0)	14.6% (34)	29.6% (69)	18.5% (43)	37.3% (87)	233
Other Library databases	0.0% (0)	0.0% (0)	10.7% (25)	14.2% (33)	8.6% (20)	66.5% (155)	233
Signs (information/direction) in the Library	0.0% (0)	1.7% (4)	27.5% (64)	24.5% (57)	25.8% (60)	20.6% (48)	233
Reference services	0.0% (0)	1.3% (3)	15.0% (35)	17.2% (40)	15.5% (36)	51.1% (119)	233
Interlibrary loan services	0.0% (0)	0.0% (0)	9.9% (23)	21.5% (50)	33.0% (77)	35.6% (83)	233
Public access Internet computers	0.4% (1)	0.9% (2)	6.4% (15)	17.6% (41)	19.7% (46)	54.9% (128)	233
Library-sponsored adult programs	0.9% (2)	2.1% (5)	14.6% (34)	24.5% (57)	13.3% (31)	44.6% (104)	233
Library-sponsored young adult programs	0.4% (1)	0.9% (2)	6.4% (15)	10.3% (24)	6.0% (14)	76.0% (177)	233
Library-sponsored children's programs	0.4% (1)	0.4% (1)	4.3% (10)	16.3% (38)	19.3% (45)	59.2% (138)	233
Comfortable Library environment	0.4% (1)	0.4% (1)	4.7% (11)	22.3% (52)	65.2% (152)	6.9% (16)	233
answered question							233
skipped question							10







7. Do you use the DRML's computers to access the internet?

	Response Percent	Response Count
Yes 	25.2%	58
No 	74.8%	172
<i>answered question</i>		230
<i>skipped question</i>		13



8. If yes, when you sign up to use a computer, how long do you usually have to wait? If no, please go to the next question

	Response Percent	Response Count
Never 	40.3%	25
1-10 minutes 	45.2%	28
11-15 minutes 	8.1%	5
More than 15 minutes 	6.5%	4
<i>answered question</i>		62
<i>skipped question</i>		181

9. Do you visit the DRML website to access: Select the reason you most frequently visit the website.

	Response Percent	Response Count
Announcements for programs and events 	20.4%	47
Library catalog 	27.0%	62
Online databases 	2.2%	5
Downloadable audio books 	4.8%	11
Foreign language resources 	1.7%	4
Don't use 	43.9%	101
<i>answered question</i>		230
<i>skipped question</i>		13

10. DRML offers a variety of programs for children, young adults, and adults, including book discussions, talks by Vermont authors, how-to workshops, speakers on topics of current or local interest, and film showings. Do you know about DRML programs?

	Response Percent	Response Count
Yes 	82.2%	189
No 	17.8%	41
<i>answered question</i>		230
<i>skipped question</i>		13

11. How do you learn about DRML events? Check all that apply

	Response Percent	Response Count
DRML website	30.4%	70
Sandwich board outside DRML	56.5%	130
DRML e-mail newsletter	32.6%	75
Other websites	9.1%	21
Calendar listings	17.4%	40
School newsletters	13.0%	30
Newspaper articles	30.4%	70
Posters/flyers	21.7%	50
Word of mouth	36.1%	83
N/A	8.7%	20
<i>answered question</i>		230
<i>skipped question</i>		13












12. Have you attended any DRML programs in the past three years? Check all that apply

	Response Percent	Response Count
Children	30.6%	48
Young Adult	3.8%	6
Adult	65.6%	103
<i>answered question</i>		157
<i>skipped question</i>		86

13. What types of programs would you like the DRML to offer?

	Response Count
	66
<i>answered question</i>	66
<i>skipped question</i>	177

14. The DRML needs more _____. Please select your top four choices.

	Response Percent	Response Count
Computers 	13.0%	23
Books 	53.7%	95
Audiobook CDs 	37.9%	67
Music CDs 	9.0%	16
DVDs 	28.8%	51
Magazines 	6.8%	12
Children's programs 	10.2%	18
Adult programs 	20.3%	36
Quiet space to read or work 	23.2%	41
Meeting space 	16.9%	30
Parking 	29.9%	53
Other (please specify)		32
<i>answered question</i>		177
<i>skipped question</i>		66

15. How could the DRML be improved?

	Response Count
	105
<i>answered question</i>	105
<i>skipped question</i>	138

16. If you would be willing to take part in a focus group to talk further about the Deborah Rawson Memorial Library and how it could serve you better, please fill in the information below:

	Response Percent	Response Count
Name: <input type="text"/>	97.0%	32
Address: <input type="text"/>	97.0%	32
Address 2: <input type="text"/>	6.1%	2
City/Town: <input type="text"/>	97.0%	32
State: <input type="text"/>	97.0%	32
ZIP: <input type="text"/>	93.9%	31
Email Address: <input type="text"/>	93.9%	31
Phone Number: <input type="text"/>	90.9%	30
<i>answered question</i>		33
<i>skipped question</i>		210

17. Please write additional comments here:

	Response Count
	52
<i>answered question</i>	52
<i>skipped question</i>	191